

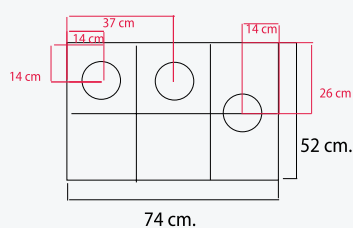
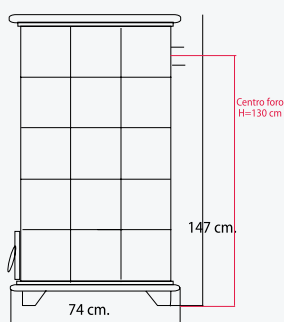
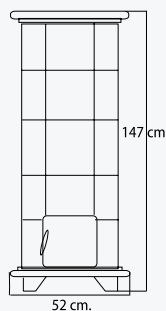
## CARATTERISTICHE TECNICHE

Dimensioni massime ingombro (cm)	51 x 74 x h 147
Peso (kg)	520
Volume riscaldamento (mc)	130 ÷ 160
Portina (cm)	24 x 26
Piedini (cm)	h 10/8
Basamento (cm)	-
Colori	-
Maiolica	mond o sonne
Scarico fumi (Ø cm)	12
Forno cottura (largh, x prof. x h cm)	a richiesta
Regolazione automatica aria combustione	-



MODELLO

## Molveno SONNE | MOND



Molveno SONNE



Molveno MOND